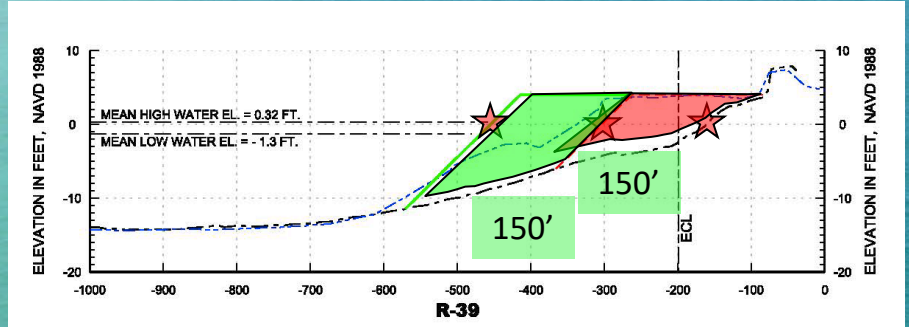
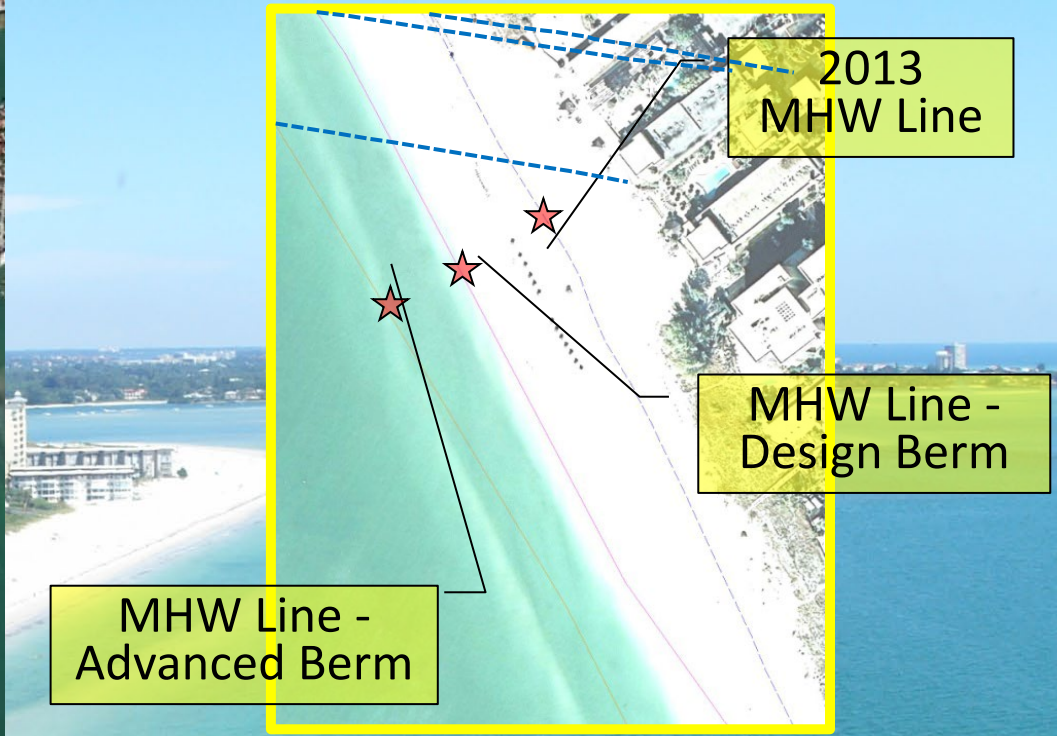


Lido Key Dune Project May 18, 2022



PLACEMENT – LIDO KEY



FDEP Monument R-39
(Lime Tree
Resort/Condos)



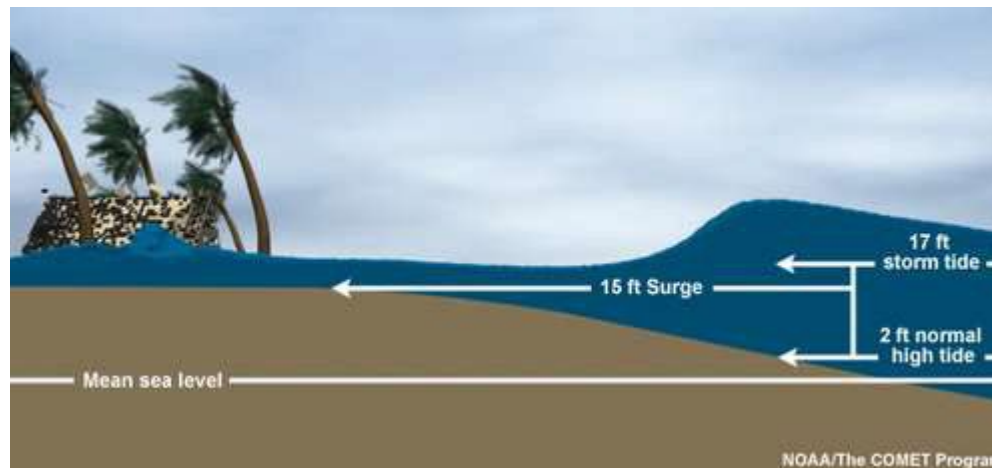
Design Considerations: Height of Dune

FEMA Dune Erosion-Frequency Relationship (2005)

Return Period (yrs)	Dune Volume (cy/ft)
5	6
10	8
25	12
50	15
100	20

Longboat Key Still Water Levels by Return Period

Return Period (yrs)	Still Water Surface Elevation (ft NAVD)
5	+2.8
10	+4.4
25	+6.6
50	+8.3
100	+9.9



Design Considerations: ECL Location



Plant Selection



Dune Sunflower –
Mature height less than 2 feet



Blanketflower
Gaillardia –
Mature height 12-18 inches



Sea Oats –
Mature height typically a few feet.



Railroad Vine -
Mature height 2-6 inches

Walkways



What Next:

Continue with outreach, review details with owners and get support for concept.

Once Concept is approved – final design and permitting would begin

(approx. a 4-month process)

After the permit is approved, the project could go out for bid (3 months)

Construction would start after that and take about 2-3 months. Probably starting next winter.

The permit process may include construction parameters so a final proposed timeline will be developed after input from FDEP.



Questions

